

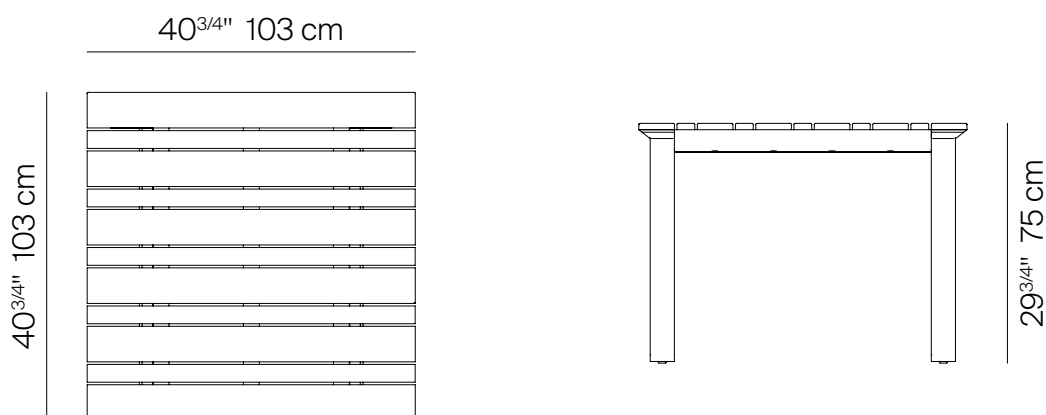
# TOPANGA

by Monica Armani



SQ DINING TABLE 41"

306402



## SPECIFICATIONS


|         |         |        |
|---------|---------|--------|
| Width:  | 40 3/4" | 103 cm |
| Depth:  | 40 3/4" | 103 cm |
| Height: | 29 3/4" | 75 cm  |
| Seat:   | 6       |        |

## MATERIALS

Frame: Premium Grade Teak Wood.

Furniture Cover Available.

## FINISHES

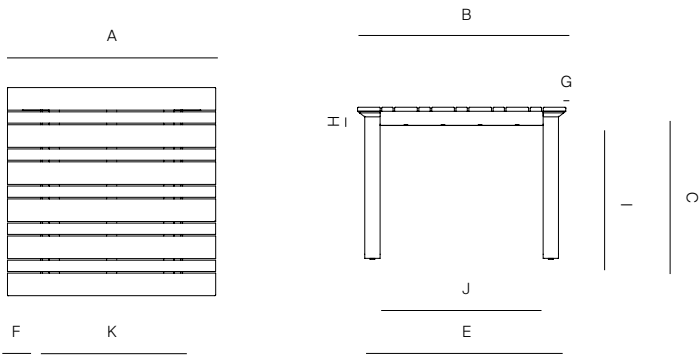


NATURAL  
-20

TEAK

# DANAO

[danaoliving.com](http://danaoliving.com)



| MEASURES<br>INCH<br>CM | OVERALL<br>LENGTH | OVERALL<br>WIDTH | OVERALL<br>HEIGHT | DIAMETER | SIZE OF BASE | OVERHANG<br>AT ENDS | OVERHANG<br>AT SIDES | TABLE TOP<br>THICKNESS | APRON<br>TO FLOOR<br>CLEARANCE | SPACE<br>BETWEEN<br>LEGS AT HEAD |
|------------------------|-------------------|------------------|-------------------|----------|--------------|---------------------|----------------------|------------------------|--------------------------------|----------------------------------|
| DESCRIPTION            | A                 | B                | C                 | D        | E            | F                   | G                    | H                      | I                              | J                                |
| SQ DINING TABLE 41"    | 40 3/4            | 40 3/4           | 29 3/4            | -        | 36           | 6                   | 1 1/2                | 2 1/2                  | 27                             | 31 3/4                           |
| SKU# 306402            | 103.2             | 103.2            | 75                | -        | 91.5         | 15                  | 3.8                  | 6.3                    | 68.5                           | 96                               |

| MEASURES<br>INCH<br>CM | SPACE BETWEEN<br>LEGS AT SIDE | SEAT UP TO (APPROX.<br>20"W CHAIRS<br>SPACED 2" APART) | DIAGONAL<br>CLEARANCE | MINIMUM CLEARANCE<br>NEEDED FOR DELIVERY | OVERALL<br>FURNITURE<br>WEIGHT<br>LBS<br>KGS | TOTAL PIECES<br>IN A BOX | BOXED<br>WEIGHT<br>LBS<br>KGS | CUBE |
|------------------------|-------------------------------|--------------------------------------------------------|-----------------------|------------------------------------------|----------------------------------------------|--------------------------|-------------------------------|------|
| DESCRIPTION            | K                             |                                                        | L                     |                                          |                                              |                          |                               |      |
| SQ DINING TABLE 41"    | 31 3/4                        | 4                                                      | 43 3/4                | 47 1/2                                   | 71                                           | 1                        | 80                            | 7.8  |
| SKU# 306402            | 80                            | 4                                                      | 111                   |                                          | 32                                           | 1                        | 36                            |      |