

S2

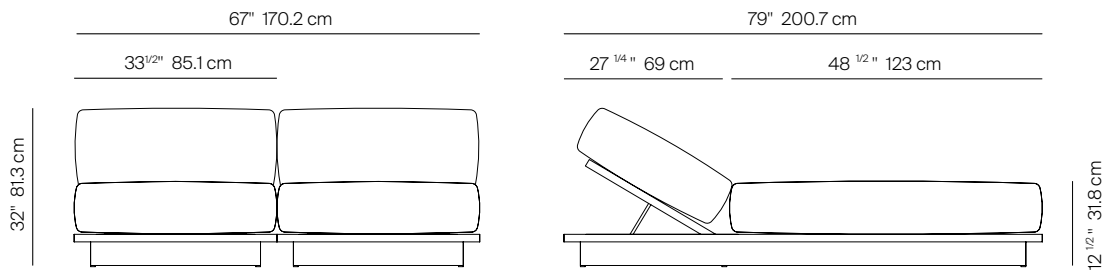
by Ann Vering

The S2 Collection is made of premium grade teak frame.



DOUBLE CHAISE

172902



SPECIFICATIONS

Width:	67"	170.2 cm
Depth:	79"	200.7 cm
Height:	32"	81.3 cm
Seat height:	12 1/2"	31.8 cm

COM: 11 yds
COM based on 54" wide no repeat fabric.

MATERIALS

Frame: Premium grade teak wood.

Cushion foam: Made of HR (high resiliency) foam with Dacron wrap incased in a nonwoven UV stabilized waterproof sonic welded fabric.

Cushion fabric: COM/Outdoor Canvas Tier 1 / Luxury Tier 2
Fabric options.

(Reference fabric specification sheet)

Throw pillows available: Outdoor polyfill

Furniture cover available.

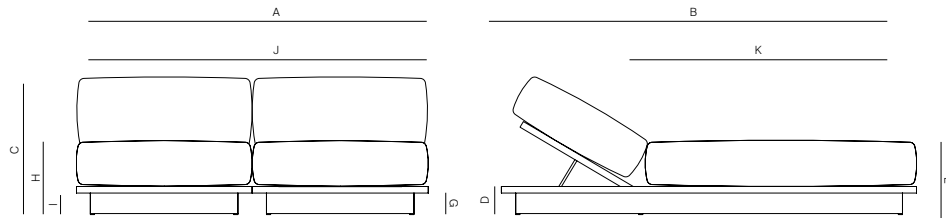
THROW PILLOWS SOLD SEPARATELY

FINISHES



NATURAL
-20

TEAK




MEASURES INCH CM	OVERALL WIDTH	OVERALL DEPTH	OVERALL HEIGHT WITH CUSHIONS	OVERALL FRAME HEIGHT	ARM HEIGHT	ARM WIDTH	FOOT HEIGHT	SEAT HEIGHT WITH CUSHIONS	FRAME SEAT HEIGHT (FLOOR TO FRAME)	INSIDE SEAT WIDTH	INSIDE SEAT DEPTH
DESCRIPTION	A	B	C	D	E	F	G	H	I	J	K
DOUBLE CHAISE	67	79	32	3 1/2	-	-	2	12 1/2	3 1/4	67	48 1/2
SKU# 172902	170.2	200.7	81.3	8.7	-	-	5	31.8	8.7	170	123.2


MEASURES INCH CM	# OF BACK CUSHIONS	# OF SEAT CUSHIONS	COM YARDS METERS	DIAGONAL CLEARANCE	FURNITURE WEIGHT LBS KGS	TOTAL PIECES IN A BOX	BOXED WEIGHT LBS KGS	CUBE
DESCRIPTION	L							
DOUBLE CHAISE	2	2	11	6 1/2	121	1	151	21.6
SKU# 172902	2	2	10	160	55	1	68	

TRHAW PILLOWS SOLD SEPARATELY

_Grade A Fabric:



_Grade B Fabric:



*** Quick ship fabrics