

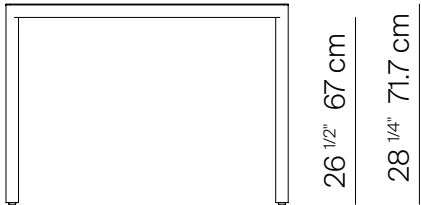
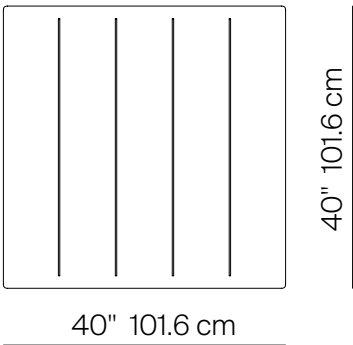
# GREENWICH

by Mario Ruiz



SQUARE DINING TABLE 40"

836302



### SPECIFICATIONS


Width:	40"	101.6 cm
Depth:	40"	101.6 cm
Height:	28 1/4"	71.7 cm
Seat:	4	

### MATERIALS


Frame: Marine Grade Powder coated aluminum.

Furniture Cover Available.


### FINISHES




SPACE GREY  
-52




JAVA  
-71




TERRA  
-78




MARINA  
-77




MUSCADE  
-51




KHAKI  
-74



SAGE  
-76



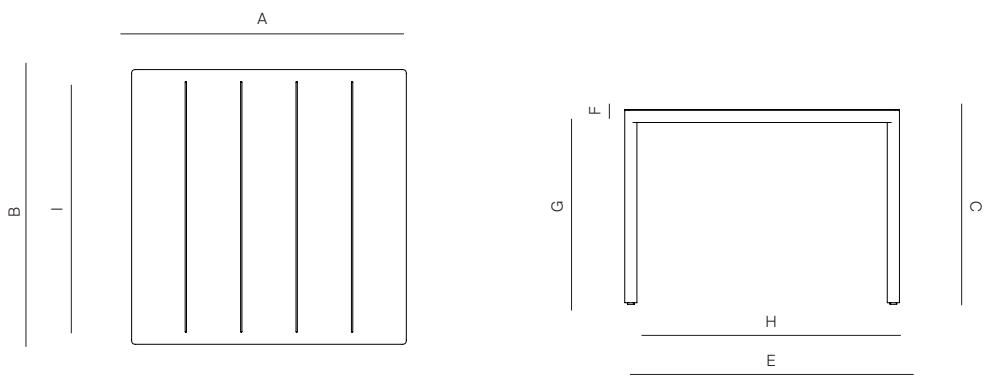
SHELL  
-45



WHITE  
-53

ALUMINUM

MOQ APPLIED ON CERTAIN FINISHES



MEASURES INCH CM	OVERALL LENGTH	OVERALL WIDTH	OVERALL HEIGHT	DIAMETER	SIZE OF BASE	TABLE TOP THICKNESS	APRON TO FLOOR CLEARANCE	SPACE BETWEEN LEGS AT HEAD	SPACE BETWEEN LEGS AT SIDE
DESCRIPTION	A	B	C	D	E	F	G	H	I
SQUARE DINING TABLE	40	40	28 1/4	-	40	1.75	26.5	36.5	36.5
SKU# 836302	101.6	101.6	72.1	-	101.6	4.5	67.3	92.6	92.6

MEASURES INCH CM	SEAT UP TO	DIAGONAL CLEARANCE	OVERALL FURNITURE WEIGHT LBS KGS	TOTAL PIECES IN A BOX	BOXED WEIGHT LBS KGS	CBM
DESCRIPTION	J					
SQUARE DINING TABLE	49		55	1	60	29
SKU# 836302	124.6		25	1	27	

MOQ APPLIED ON CERTAIN FINISHES