

CUFF



by Ann Vering



ROUND SIDE TABLE 26"

185101

25 3/4" 65.7 cm



14 " 35.6 cm

SPECIFICATIONS

Width:	25 3/4"	65.7 cm
Depth:	25 3/4"	65.7 cm
Height:	14"	35.6 cm

MATERIALS

Frame: Marine Grade Powder coated aluminum.

Weave: Olphin rope covered resin.

Table Top: Black smoked glass top.

FINISHES



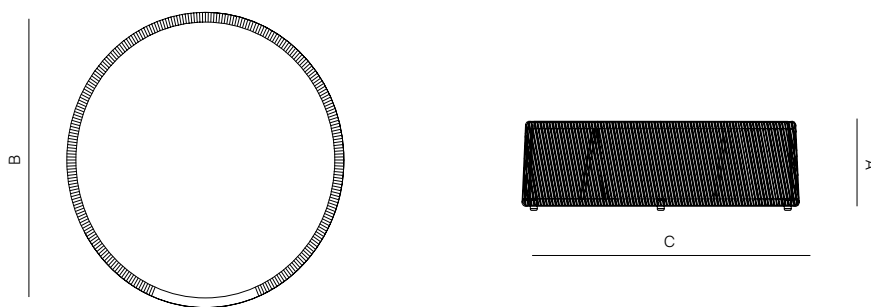
BLACK GLASS

TAUPE -29

ALUMINUM / ROPE

DANAO

danaoliving.com



MEASURES INCH CM	OVERALL HEIGHT	DIAMETER	SIZE OF BASE	OVERHANG AT ENDS	OVERHANG AT SIDES	TABLE TOP THICKNESS	APRON TO FLOOR CLEARANCE	SEAT UP TO (APROX. 20"W CHAIRS SPACED 2" APART)
DESCRIPTION	A	B	C	D	E	F	G	H
ROUND COFFEE TABLE 39"	12	39 1/2	39 1/2	-	-	1/4	12	-
SKU#185301	30.3	100.3	100.3	-	-	0.8	30.3	-

MEASURES INCH CM	DIAGONAL CLEARANCE	TABLE TOP WEIGHT LBS KGS	OVERALL FURNITURE WEIGHT LBS KGS	TOTAL PIECES IN A BOX	BOXED WEIGHT LBS KGS	CUBE
DESCRIPTION	I					
ROUND COFFEE TABLE 39"	40 1/2	42	52	1	56	15.5
SKU#185301	102.8	19.05	24	1	25	