


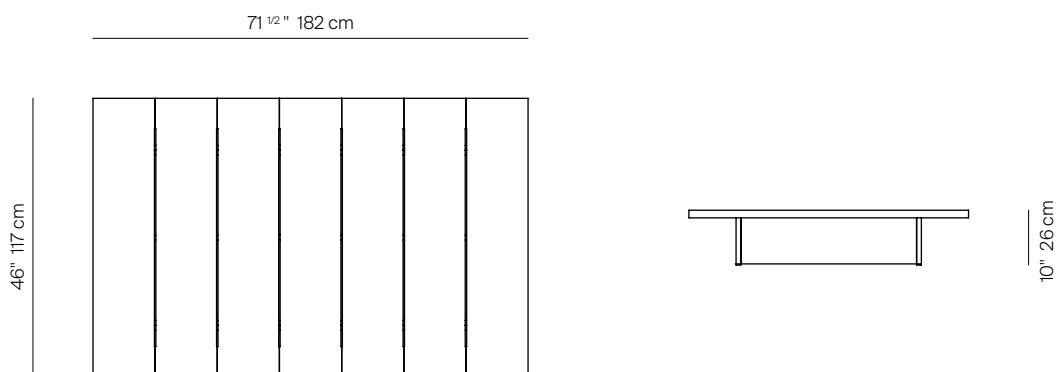
S2

by Ann Vering



RECT COFFEE TABLE 71 X 46" ALUMINIUM

975204




SPECIFICATIONS

Width:	71 1/2"	182 cm
Depth:	46"	117 cm
Height:	10"	26 cm


FINISHES



SPACE GREY
-52



MUSCADE
-51



STONE
-43



SHELL
-45



WHITE
-53

MATERIALS

Frame: Powder coated aluminum.

ALUMINUM

MOQ APPLIED ON CERTAIN FINISHES

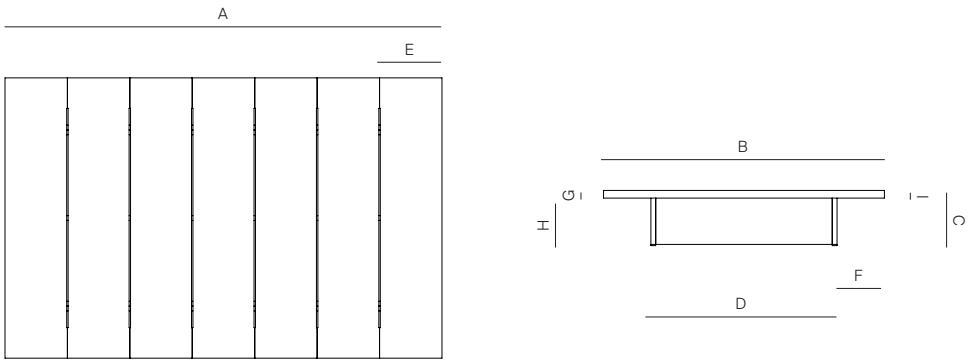
THROW PILLOWS SOLD SEPARATELY

DANAO

danaoliving.com

RECT COFFEE TABLE 71 X 46" ALUMINIUM

975204



MEASURES INCH CM	OVERALL LENGTH	OVERALL WIDTH	OVERALL HEIGHT	SIZE OF BASE	OVERHANG AT ENDS	OVERHANG AT SIDES	TABLE TOP THICKNESS	APRON TO FLOOR CLEARANCE	SPACE BETWEEN LEGS AT HEAD	SPACE BETWEEN LEGS AT SIDE	SEAT UP TO
DESCRIPTION	A	B	C	D	E	F	G	H	I	J	K
RECT COFFEE TABLE 71 X 46"	71 1/2	46	10	56	7 3/4	7 3/4	11/4	7 1/2	-	-	-
SKU# 975204	182	117	26	142	20	20	3.2	19	-	-	-

MEASURES INCH CM	DIAGONAL CLEARANCE	OVERALL FURNITURE WEIGHT LBS KGS	TOTAL PIECES IN A BOX	BOXED WEIGHT LBS KGS	CUBE
DESCRIPTION	L				
RECT COFFEE TABLE 71 X 46"	39	124.26	1	141.58	26
SKU# 975204	99	56.36	1	64.22	

TRH OW PILLOWS SOLD SEPARATELY